



Yale
CIPE



ANNUAL REPORT 2021–2022




ANNUAL REPORT

2021–2022

This was the second year of the Covid 19 pandemic. How we grappled with the circumstances of the pandemic and developed new ways of working with students, leveraging the technologies and building new collaborations, is detailed on the 2021 Annual Report. From the fall of 2021 through the summer of 2022 we saw a gradual opening up of in-person study, research and internship experiences for students, but we also saw that, as we had anticipated in our efforts to understand the constantly-changing picture, it will be at least another year or two before a new normal emerges. There will still be many things that are unpredictable. In this year's Annual Report we offer a brief account of what happened this year in all our divisions.

Yale *Center for International
and Professional Experience*



CONTENTS

OFFICE OF CAREER STRATEGY 4

STUDY ABROAD 10

YALE SUMMER SESSION 12

FELLOWSHIPS AND FUNDING 15

LIGHT FELLOWSHIP 19

YALE VISITING INTERNATIONAL 20
STUDENTS PROGRAM

INTERNATIONAL SUMMER AWARD. . 22

PHOTO: Jiayi Liao, Morse '25
Yale Summer Session in Paris: Age of Cathedrals
Paris, France

COVER: Cody Braden, Silliman '22
Yale Summer Session
Siena, Italy



OFFICE OF CAREER STRATEGY

Throughout 2021-22 the Office of Career Strategy (OCS) functioned as an in-person office but maintained flexible options allowing students to choose between in-person and virtual advising and offering advising time in the evenings and on weekends.

COMMITMENT TO IMPROVED ACCESSIBILITY

The OCS Accessibility Committee led an office-wide project to review and upgrade online materials and ensure their accessibility. This was a tremendous initiative, involving every member of the OCS staff and a team of student workers, bringing forth the following key improvements:

- Evaluated and modified 400+ PDF documents to be accessible with a screen reader.
- Determined and removed presentation formats that were not accessible and moved the content into accessible formats.
- Created a guide on how to develop accessible PowerPoint presentations, and an accessible PowerPoint template, for OCS staff and other Yale colleagues.
- Reviewed 116 videos on the OCS YouTube Channel, removing some and adding closed captioning to 92 remaining videos, to meet ADA standards.

OVERVIEW OF STUDENT AND ALUM ENGAGEMENT

ENGAGEMENT 2021-22

Advising/Quick Questions Sessions	5,447
<i>Undergraduates</i>	3,896
<i>Graduate Students and Postdocs</i>	734
<i>Alums</i>	817
Career Development Events	4,036
Online Resume Review	682
CareerShift Usage	1,274*
Total Contacts	11,439

*Unique users. Those users conducted a total of 21,944 searches.

SUMMER 2021 ACTIVITIES SURVEY

70%

response rate

4277

summer activities reported

30%

received funding through a Yale funding source

9% of all activities were completely or partially outside of the US

73 countries outside the US hosted OCS activities

CLASS OF 2021 FIRST DESTINATIONS

87%

knowledge rate with 97% confirmed plans

87%

of respondents used OCS career resources during their time at Yale

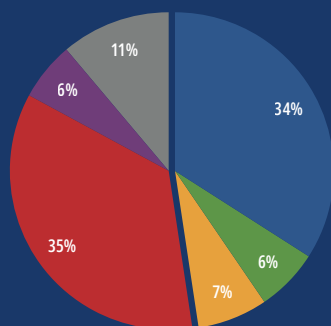
89%

of graduates' plans were related to their area of study

79% of graduates employed, **17%** attending grad school

OCS STUDENT AND ALUM ENGAGEMENT

ENGAGEMENT
 CareerShift Usage* (1,274)
 Online Resume Review (682)
 Career Development Events (4,036)



ADVISING/QUICK QUESTION SESSIONS
 Undergraduates (3,896)
 Graduate Students and Postdocs (734)
 Alums (817)

TOTAL CONTACTS: 11,439

* Unique users. Those users conducted a total of 21,944 searches.

CAREER STRATEGY SUPPORT FOR GRADUATE STUDENTS AND POSTDOCS

Within OCS, two career advisors leverage their Ph.D. degrees outside the professoriate to serve students in the Graduate School of Arts & Sciences and postdoctoral scholars. They are supported by a team of Ph.D. students, the McDougal Fellows, who work part-time for OCS to contribute their insights and collaboratively design career programming for their peers.

SPECIALIZED CAREER ADVISING & PROGRAMMING

Common Good and Creative Careers (CGCC) continued to support students interested in pursuing careers that make a difference and encourage creativity through the following:

- Engaged 64 CGCC-specific employers in unique programming
- Increased the Professional Development Reimbursement Program to \$200 related to interview travel and other career-related engagements
- Launched 20 new The Craft & Career Podcasts
- Extended awareness of support for Creative Careers, leading to 400+ creative career advising sessions

STEMConnect enhanced its resources for students interested in a range of careers related to science, research, technology, engineering, and data science/statistics with the following:

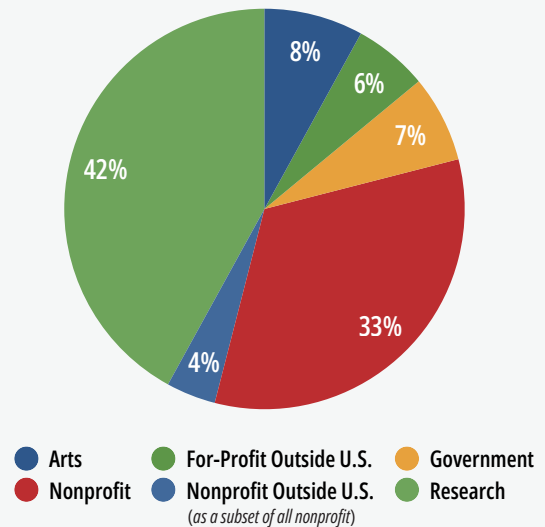
- Launched New Technical Mock Interviews
- Improved communications to yield a 72% open rate for the monthly newsletter
- New Faculty Partnerships, including open hours with the Mechanical Engineering DUS and career presentations in SEAS-focused sophomore classes

SUPPORT FOR PROFESSIONAL EXPERIENCES

Summer Experience Award (SEA)

In the Summer of 2022, 353 awards were granted and approximately 75% of recipients were first-year or sophomore students. This award supports unpaid or underpaid internships and apprenticeships.

SEA 2022 by Experience



Service-Focused and Creative Career Fellowships

Due to donor generosity, OCS supports structured internships with non-profit organizations, government entities, and creative outlets.

OCS-SUPPORTED INTERNSHIP	NUMBER OF STUDENT PARTICIPANTS
Yale Alumni Community Service Fellowship	8
Yawkey Community Service Fellowship	8
Women in Government Fellowship	8
Yale in Hollywood	11
Paul Block Journalism Internships	11
Buckley Media & Public Policy Internships	4

“Going into the experience, I felt a strong connection to my established fields of interest (refugee and women’s rights) that I anticipated capturing the majority of my attention. However, my horizons were broadened and I came to understand international affairs work as something that can be broad and varied rather than localized and specific.”

Maya Albold

Yale College '24

Advocates for Human Rights

Yale Alumni Community
Service Fellowship

“I learned a great deal this summer, about the practice of U.S. foreign policy, but also about myself and my aspirations. It was a privilege to be involved in such a current and vital topic, U.S.-Ukrainian relations, while still a college student. In a few weeks, I went from reading about the news to participating in it. I had a fantastic experience and look forward to bringing to lessons I learned to my Yale classes and beyond.”

Natalie Simpson

Yale College '23

U.S. Department of State

Women in Government

APPLYING TO GRADUATE & PROFESSIONAL SCHOOL

Yale College graduates pursue graduate and professional degrees in high numbers, particularly Master’s and Ph.D. programs, and OCS continued to offer robust support through the graduate school application process with customized workshops and advising.

CLASS YEAR	ATTENDING GRADUATE SCHOOL	PURSUIING MA/ MS OR PH.D.	EMPLOYED PLANNING TO ATTEND WITHIN 5 YEARS
2018	17.4%	67.8%	79.6%
2019	16.9%	67.9%	80.4%
2020	16.6%	75.0%	59.3%
2021	17.3%	75.3%	69.8%

Health Professions Advising

Health Professions Advisory Program serves students and alums interested in pursuing advanced degrees in the health professions, including but not limited to allopathic, osteopathic, dental and veterinary medicine, and public health.

HEALTH PROFESSIONS APPLICANT GROUP	PERCENT ACCEPTED
Yale College 2021 Graduates	83%
Alums	86%
Reapplicants	59%

Law School Advising

OCS provides support for pre-law students and alums through advising, workshops, panels, job postings, and networking events. This past year, OCS saw an 11% increase in Yale applicants, and maintained one of the highest admission rates at 79%, compared to the national average rate of 68%.

LAW SCHOOL APPLICANTS: TIME APPLIED	NUMBER OF APPLICANTS
Senior Year	41
1-3 years after Graduation	210
3+ years after Graduation	127
Other*	15
Total	393

*Applicants not identifying in any of the three categories.

EMPLOYER RELATIONS

To identify and develop relationships with employer partners, the Employer Relations cohort collaborates with students, alums, employers, and government stakeholders, such as 1stGenYale and Friends of Yale from Industry. As part of those efforts, OCS continued to offer targeted networking events/career fairs to provide a more personal experience.

YALE OCS INDUSTRY EVENT	EMPLOYERS	STUDENTS	VIRTUAL CHATS
Finance	18	45	140
Consulting	24	90	330
Government	9	10	15
STEM	31	135	457
Non-profit	21	20	39
Common Good & Creative Careers	46	48	24
Totals	149	348	1,005

Inter-school collaboration is an expanding area, and Yale students have enjoyed wonderful success through collaborative partnerships with other colleges and universities.

CONSORTIUM RECRUITING EVENT	NUMBER OF EMPLOYERS
Engineering Career Fair Collaborative	50
IMPACTlink	19
Georgetown Government & Non-profit Career Expo	132
All-Ivy Environmental & Sustainable Development Career Fair	72
LAUNCH Recruiting Consortium	29
Ivy + Just in Time Career Fair	108





Naomi Sellers, Timothy Dwight '24
Yale Summer Session in Morocco: Society and Politics of North Africa
Merzouga (Sahara Desert), Morocco

STUDY ABROAD

TERM-TIME ABROAD: SIGNIFICANT EFFORT BUT LIMITED SUCCESS

During the 2021-2022 academic year, ongoing university travel restrictions due to COVID meant that no students studied abroad during term-time. 30 students filed applications, but for many reasons none were able to follow through on their intentions.

SUMMER ABROAD 2022

On March 8th, news that we had long been waiting for finally broke: Yale's Travel Policy was once again allowing international travel to most countries. Students embraced the possibility with enthusiasm, and 678 students studied abroad in summer 2022. While in "pre-COVID times" this number would have been closer to 800, it is a testament to the students and to the administrative team that in summer 2022 we resumed summer study abroad at an 85% summer resumption rate despite the unprecedented and protracted disruptions to international mobility.

Yale College, as part of its response to the disruptions that COVID brought upon students, also played a key role in supporting students through opportunities such as the ability to take a limited number of free Yale Summer Session "COVID Courses."

First-year students and sophomores who enrolled for both the Fall 2020 and Spring 2021 semesters, with at least one term taken remotely, earned two courses to be used in Yale Summer Session (YSS) New Haven, Online, or Abroad in any summer before their senior year. For YSS Programs Abroad, 29 students availed themselves of this substantial support in 2022.



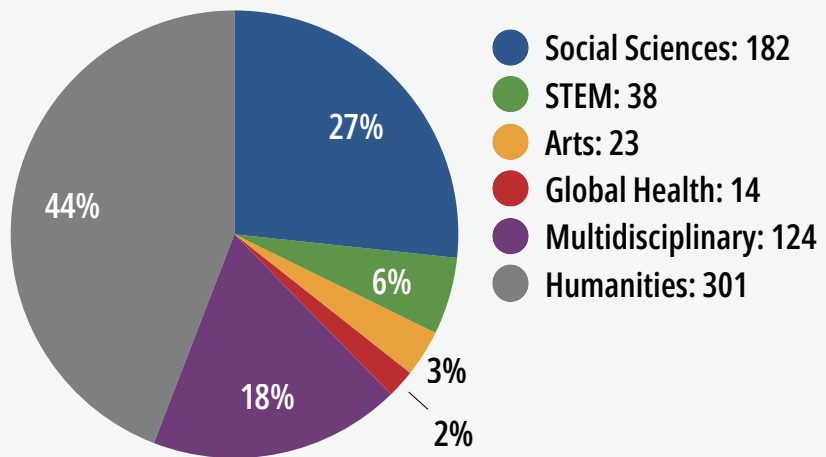
Irine Otieno, Pauli Murray '25
Summer Experience Award
Cape Town, South Africa

682

summer study
abroad experiences
for credit

678 total students | 46% engaged in language study

SUBJECT AREA THAT BEST DESCRIBES EXPERIENCE



YSS PROGRAMS ABROAD

17 programs | 8 countries | 5 languages | 254 student participants

NON-YALE SUMMER ABROAD

77 programs | 39 countries | 5 languages

"My time in Bilbao not only improved my fluency in Spanish but also facilitated amazing cultural experiences. The program-sponsored excursions, from witnessing the Running of the Bulls in Pamplona to gazing at invaluable works of art at the Prado and the Guggenheim, were a fantastic mix of thrilling and intellectually stimulating. However, my experiences outside of the program were some of the most rewarding. My host mother took me to a small town in the mountains outside of Bilbao one weekend to show me authentic Basque culture. I often played soccer with local kids, and afterward, we would talk about our different cultural practices. I had a great time exploring the nightlife in Bilbao and Madrid. I can honestly say that some of the most memorable moments of my life occurred during this program. I highly recommend this program to anyone who wants to grow their Spanish-speaking capabilities and have life-changing experiences."

Griffin Richie

Davenport College '25

Yale Summer Session in Bilbao
Intermediate Spanish Program

YALE SUMMER SESSION

Summer 2022 marked the beginning of the post-pandemic “new normal.” The number of students attending YSS in 2022 was lower than the two pandemic summers of 2020 and 2021, but still 24% higher than the last pre-pandemic summer of 2019.

YSS STUDENTS: NEW HAVEN, ONLINE AND ABROAD 2018-2022

	2018	2019	2020	2021	2022
Total Students	1340	1411	1980	2112	1749
Yale College (New Haven, online, FSY, SA)	850	919	1720	1677	1197
Other Yale (graduate students)	10	13	13	19	8
Pre-College	205	162	125	241	319
Visiting Students	275	317	122	175	225

YSS welcomed the return of visiting students from our international partners in 2022. While total visiting student numbers have not returned to pre-pandemic (2019) levels, the number of partners sending students increased by 30% from 2019 to 2022, reflecting the success of YSS’s collaboration with Yale’s Office of International Affairs

YSS INTERNATIONAL PARTNERS AND PARTNER STUDENTS, 2019 VS. 2022

	2019	2022
International Partners Sending Students	20	26
Total Students from Sending Partners	215	141

With the return of visiting students, YSS rolled out a full-scale residential life program. Yale College students, hired as counselors, created campus-based activities and study breaks, and they served as chaperones and guides for a range of off-campus trips to local beaches, baseball games, and Broadway shows in New York City.

YALE COLLEGE STUDENT ENROLLMENTS

Summer Session enrollments for Yale College students over the last three years rose dramatically because students had fewer other opportunities: during the pandemic, when opportunities for study abroad, internships, or work evaporated, students turned to YSS in record numbers. This demand was amplified by the availability of financial assistance in the form of the Domestic Summer Award (2020) for students on financial aid, and course tuition in compensation for remote semesters (beginning in 2021). In 2022, YSS Yale College students enrolled in YSS courses at higher levels than before the pandemic. However, the numbers were lower than in the two pandemic summers—down 29% versus 2021 and 30% versus 2020—a sign that students again have opportunities outside YSS.

Yale students who earned COVID Courses by fully enrolling in 2020-21, with one semester remote, were able to use their COVID Courses again in 2022.

ELIGIBLE STUDENTS USING COVID COURSES AS OF SUMMER 2022

Total Eligible Students	1831
Redeemed one Course	916
Redeemed Both Courses	362
Redeemed No Courses	553



COURSES BY DIVISION AND MODALITY

YSS offered 192 courses in 2022, a slight increase (2%) over pre-pandemic levels. The allocation by division showed a small decline in courses in the Humanities and Social Sciences (-4%) and an increase in Sciences and Math (+12%).

DIVISION	TOTAL COURSES 2022	TOTAL COURSES 2019
Humanities and Social Sciences	99	103
Sciences and Math	46	41
Languages	37	35
Creative Arts	10	10
Total	192	189

COVID changed more than short-term enrollments in YSS. The pivot from in-person to online instruction in academic year 2020-21, and in the summers of 2020 and 2021, has affirmed, for both faculty and students, the value of online learning as part of the Yale College curriculum. Yale faculty formalized this recognition by voting last spring to remove limits on the number of YSS online courses students may count towards the Yale College degree.

YSS was the pioneer in offering online courses for Yale College credit beginning in 2013. Over the last decade, YSS has developed an outstanding online education team and deep experience in delivering top-notch courses in the online space.

As a result, YSS was ready when the pandemic hit in 2020 and continues to be well-positioned to expand its curriculum of online summer courses. YSS offered 37% of total courses, and 44% of non-study abroad courses online in 2022.



YSS has built a team to support faculty who want to teach online.

YSS experts in instructional design provide advice on everything from course structure to preparing digital assets to best practices in online assessment.

In addition, YSS matches each instructor with an online support team specialist who can resolve technical issues, provide advice on modes of assessment, and train Summer Assistants to serve as online proctors. This highly personalized support has enabled YSS faculty to expand their expertise in online instruction and to experiment with new pedagogies.

Online courses were extremely popular with both Yale College and visiting students, garnering 64% of total non-study abroad enrollments. Given the demand, YSS will offer 50% of non-study abroad courses online in 2023. We anticipate continued demand for online courses, particularly from Yale College students, who appreciate the flexibility that they offer. These charts include First-Year Scholars at Yale and the STARS summer science research course in the in-person course and enrollment numbers.

2022 Number of Courses by Modality

MODALITY	COURSES
New Haven	91
Online	71
Study Abroad	30
Total	192

2022 Enrollments in New Haven and Online Courses by Division and Modality

DIVISION	NEW HAVEN	ONLINE	TOTAL
Humanities and Social Sciences	414	834	1248
Science and Math	298	433	731
Language	25	94	119
Creative Arts	67	55	122
Total	804	1416	2,220



FELLOWSHIPS AND FUNDING

MULTIPLE FELLOWSHIP AWARDS: THE CLASS OF 2022

Learning about the application process, which is excellent preparation for many of the tasks of the working world, is a very useful aspect of Yale undergraduate experience. We encourage students to apply for multiple fellowship awards to fund different experiences throughout their Yale career.

Many first-years will start with a more structured experience (study abroad or internship) and then move on to an experience supported by a merit-based fellowship in their sophomore or junior year. For the Class of 2022, 42% were awarded a fellowship over the course of their Yale careers. 42% of those students were awarded more than one fellowship during their time at Yale.

In 2021-22 43 committees were convened, with 211 faculty and Yale administrators interviewing 190 students.

The interview process is an important part of this educational experience, and Fellowships staff provide interview training and support, both in person and using newly-developed webinar and other online tools.

AWARDS PER PERSON (CLASS OF 2022)	STUDENTS AWARDED	PERCENTAGE OF STUDENTS AWARDED A FELLOWSHIP
One award	313	57.64%
Two awards	141	25.97%
Three awards	50	9.21%
Four awards	21	3.87%
Five awards	9	1.66%
Six awards	3	0.55%
Seven awards	2	0.37%
Eight awards	4	0.74%
Total	543	100%

Class of 2022. Number of awards per student, awarded throughout undergraduate career.



"Going to the Fellowship Office early in my sophomore year led me to hone and deepen my scholarly interests during the remainder of my undergraduate years. I approached the fellowship process as an opportunity in itself. [I was] well aware of the difficulty of receiving scholarships, I came to see applying as challenging and valuable. With each application, I got a better feeling for my expressing myself authentically and clearly. On the whole, I cannot imagine the past six years of my life or the following decades without these fellowships. They have made me who I am today, inspired me to pursue a Ph.D. in History, and informed my vision for the scholar and person I hope to be."

Henry Jacob, '22

Lewis P. Curtis Fellowship | Bruce M. Babcock '62 Travel Research Fellowship | RITM Research and Conference Travel Award | Saybrook College Research Fellowship | Yale College Dean's Research Fellowship in the Humanities and Social Sciences | Henry Fellowship | Saybrook College Mellon Senior Research Grant | Fulbright Scholarship

"Throughout my time at Yale, I relied on many of the online resources provided by the Office of Career Strategy and Fellowships and Funding Office. Particularly helpful for me were the weekly newsletters from both offices, fellowship info sessions, online resume templates, and meetings with advisors. I only seriously began to meet with advisors during my senior year and wish I had reached out sooner! The advisors were immensely helpful in structuring how to approach conceptualizing and applying to postgraduate opportunities. They encouraged me to keep my options open, pointed me to opportunities I would have otherwise missed, and gave thoughtful advice on how to organize my resume, personal statements, and budgets for fellowships."

Selena Lee, '22

Branford College Richter Summer Fellowship | Yale College Dean's Research Fellowship in the Humanities and Social Sciences | Yale College Fellowships for Research in Global Health Studies | Yale College Dean's Research Fellowship in the Humanities and Social Sciences | Gordon Grand Fellowship | Paul Mellon Fellowship



988 activities funded

\$4,302,305
Yale funds awarded

1,766
students reached
*appointments, workshops,
info sessions, etc.*

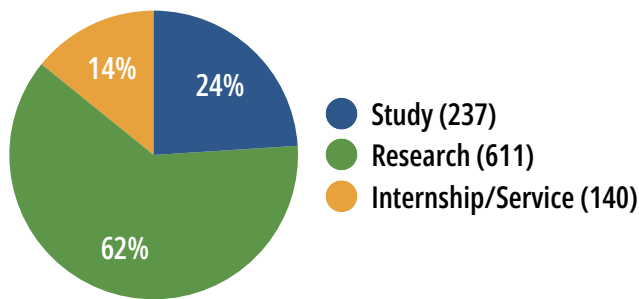
4,855
Yale applications
processed

132
externally funded
experiences

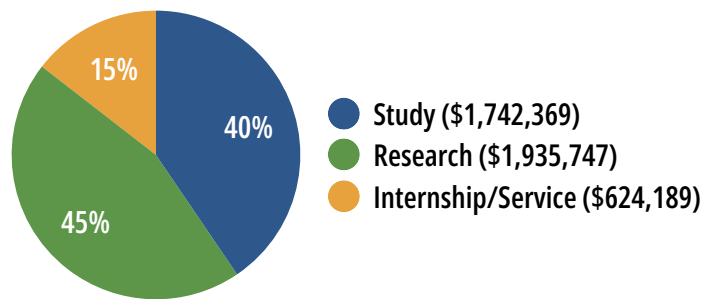
97
countries
explored

TYPES OF EXPERIENCES FUNDED BY YALE FELLOWSHIPS

NUMBER OF AWARDS: **988**

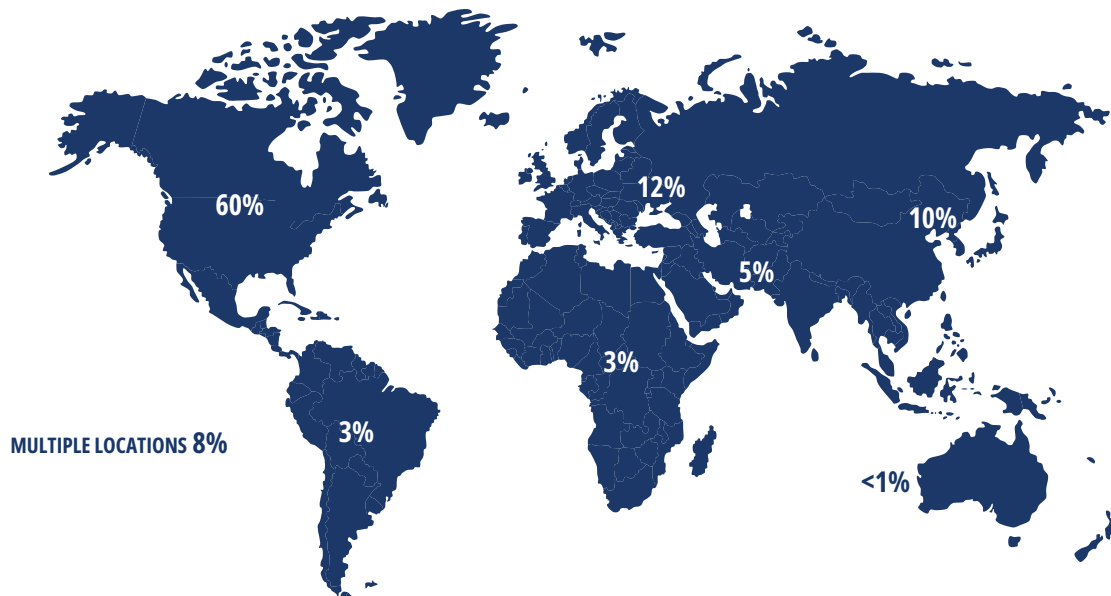


AMOUNT AWARDED: **\$4,302,305**



YALE FELLOWSHIP-FUNDED EXPERIENCES BY REGION

AFRICA	ASIA	EUROPE	LATIN AMERICA	MIDDLE EAST	MULTIPLE	NORTH AMERICA	OCEANIA	UNSPECIFIED	TOTAL
26	96	114	32	52	75	586	1	6	988



MAJOR NATIONAL AND INTERNATIONAL FELLOWSHIP AWARDS 2016-2022

FELLOWSHIP	2016-17	2017-18	2018-19	2019-20	2020-21	2021-22
Fulbright Scholarships <i>Supports research, study and teaching in 160 countries worldwide</i>	14	13	21	25	14	21
Gates Cambridge Scholarships <i>Supports graduate study at the University of Cambridge</i>	2	5	5	3	2	3
George J. Mitchell Scholarships <i>Supports graduate study in Ireland and N. Ireland</i>			2			
Marshall Scholarships <i>Supports graduate study in the UK</i>	1	3		1	1	3
Rhodes Scholarships <i>Supports graduate study at the University of Oxford</i>	4	2	3	5	3	4
Harry S. Truman Scholarship Program <i>Supports graduate study for leadership and careers in public service</i>	3	1	1	1	2	
Barry Goldwater Scholarships <i>Supports future STEM researchers</i>	3		4	3	4	3
Schwarzman Scholars Program <i>Supports graduate study at Tsinghua University in Beijing</i>	8	7	2	3	5	4
Knight-Hennessy Scholars Program <i>Supports graduate and professional degrees at Stanford University</i>		5	4	5	4	5
Paul and Daisy Soros Fellowships for New Americans <i>Supports graduate or professional study in the US, in any field</i>	12	8	7	5	7	4

Notable national and international awards won by Yale students, 2016-2017. Other major national and international awards that Yale students and alumni won in 2021-2022 include the Kanders Churchill, Fox International, Udall, and Yenching Academy Scholarships.

RICHARD U. LIGHT FELLOWSHIP PROGRAM

2021 marks the 25th anniversary year for the Light Fellowship which funds the intensive study of the Chinese, Japanese and Korean languages. Despite the on-going impact of the coronavirus pandemic on international study and travel, in 2021 the Light Fellowship supported a total of 56 fellows during the spring and summer terms.

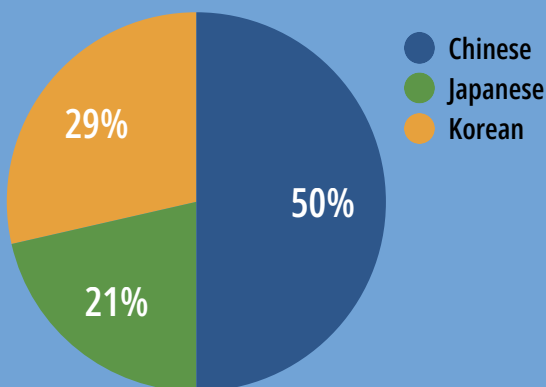
The Richard U. Light Foundation Trustees generously agreed to extend funding to students in both U.S. and South Korea based remote programs. Our program partners were fortunately able to direct their resources into offering remote study options to students. We were able to send 14 fellows to South Korea for summer language study. Even though they took courses remotely, they were able to engage in and explore their host culture and 7 students planned to continue their studies there in the fall semester.

Light Fellowship funding awarded in 2021-2022: \$1,316,747

LIGHT FELLOWSHIP BY LANGUAGE

LANGUAGE	AWARD
Chinese	49
Japanese	21
Korean	28
Total	98

Number of Light Fellowships awarded by language of study.

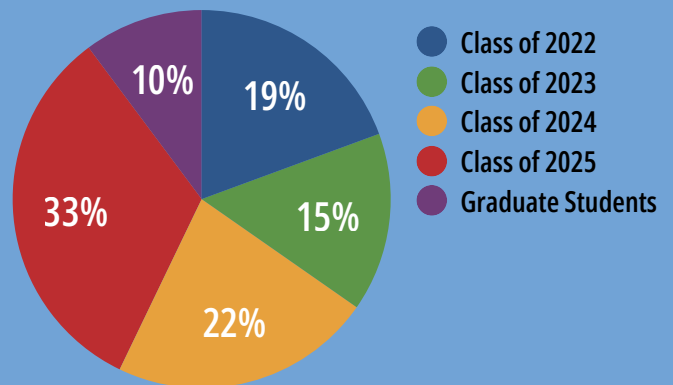


Light Fellowships awarded by language of study, as percentage of total awards.

LIGHT FELLOWSHIP BY CLASS YEAR

CLASS YEAR	NUMBER OF AWARDS
Class of 2022	19
Class of 2023	15
Class of 2024	22
Class of 2025	32
Graduate Students	10
Total	98

Number of Light Fellowships awarded by class standing at time of award.



Light Fellowships awarded by class standing, as percentage of total awards.

YALE VISITING INTERNATIONAL STUDENT PROGRAM

The COVID-19 pandemic continued to limit student travel to the US in the fall 2021 semester, and only 5 students from the Yale-NUS Liberal Arts College (Y-NUS), all planning to participate in the 5-Year Program with the Yale School of the Environment, were permitted to attend for the fall semester. 16 students from other partner institutions came to Yale for the full academic year.

FALL 2021 Y-VISP ENROLLMENTS

PARTNER INSTITUTION	FALL 2021	ACADEMIC YEAR 2021-2022
Chinese University of Hong Kong at Shenzhen		5
ShanghaiTech University		1
The University of Hong Kong	1	6
Waseda University		4
Yale-NUS Liberal Arts College	5	
Total	6	16

In Spring 2022, with easing of travel restrictions, we welcomed 26 students from Y-NUS and 5 additional students from other partners, 5 of whom planned to remain at Yale for fall 2022.

SPRING 2022 Y-VISP ENROLLMENTS

PARTNER INSTITUTION	SPRING 2022	ACADEMIC YEAR 2021-2022
Chinese University of Hong Kong at Shenzhen	2	5
ShanghaiTech University	2	1
Tecnológico de Monterrey	1	
The University of Hong Kong		6
Waseda University		4
Yale-NUS Liberal Arts College	26	
Total	31	16

As always, Y-VISP students were advised by members of the Y-VISP Steering Committee as well as other Yale faculty and staff. 5 student peer liaisons provided support and peer advising on managing the Yale College experience.

This was the first Y-VISP cycle with the Alumni Ambassadors program running. Ambassadors worked closely with the regional Yale Alumni Associations, organizing events open to Y-VISP alums and Yale alums both online and in-person. These included joining the Yale Day of Service in China, a talk about Japan's COVID-19 response with Minister Kono in Japan, in-person and virtual gatherings around the world and panel presentations during Y-VISP orientation. These activities fostered a renewed sense of Y-VISP community among alums and built bridges between Y-VISP alums and current Y-VISPs.



Katrina (left) with friends at the Fall Festival

"Two semesters. Nine months. My participation in the Y-VISP program was both rewarding and meaningful. Yale meant much more than an institution where I stayed for a full-year exchange. Yale was a place where I explored a wide range of interdisciplinary courses, participated in a wide range of activities outside the classroom, and made like-minded friends."



Yezhi (Katrina) Zhang

Yale Visiting International Student Program 2021-22,
The University of Hong Kong

Y-VISP ENROLLMENT 2011-2022

PARTNER INSTITUTION	11-12	12-13	13-14	14-15	15-16	16-17	17-18	18-19	19-20	20-21	21-22
Ashoka University						1		1			
Tecnológico de Monterrey (Tec)	10	8	8	8	8	8	5	3	2	1	1
National University of Singapore (NUS)	6	7	6	5	5	3	8	5	5		
The University of Hong Kong (HKU)		4	3	6	5	7	8	8	6		7
Universidade Estadual de Campinas (Unicamp)			3	3	4						
Waseda University			5	2	3	4	3	2	1		4
Yale-NUS College				4	23	24	29	31	32	2*	31
ShanghaiTech University								1	2		3
Chinese University of Hong Kong (CUHK)											7
Total	16	19	25	24	48	47	53	51	48	3	53

*Participated virtually due to COVID-19

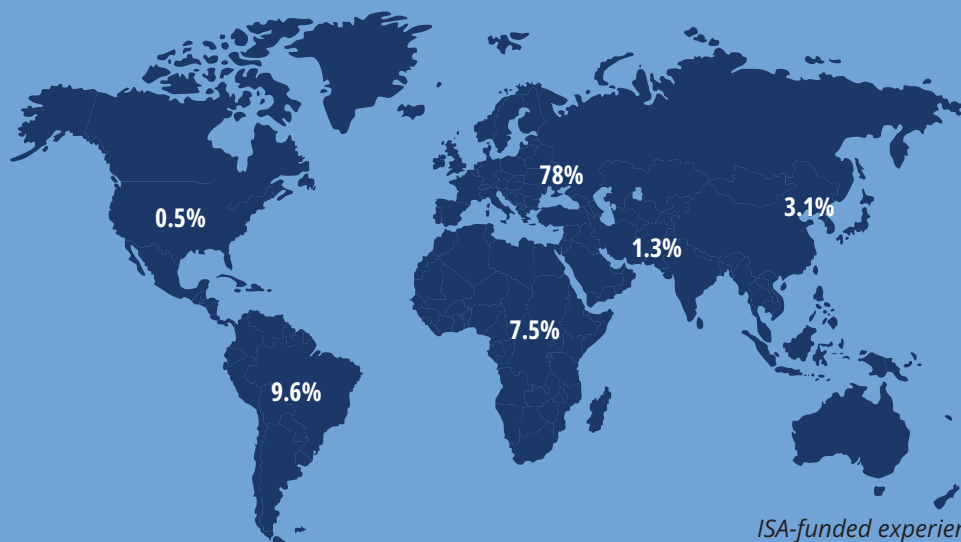
INTERNATIONAL STUDY AWARD (ISA)

The International Study Award (ISA), unique to Yale, supports one summer study abroad experience for all students receiving financial aid. After two full summers of travel restrictions, the ISA was again awarded in summer 2022. 386 students used their ISA, traveling to 135 different countries. The stipend in 2022 was capped at \$15,400 in funding for eligible programs, proportional to a student's financial need and the cost of the program.

Total ISA funding awarded in 2021-2022: **\$4,284,384**, an average of **\$11,099** per award.

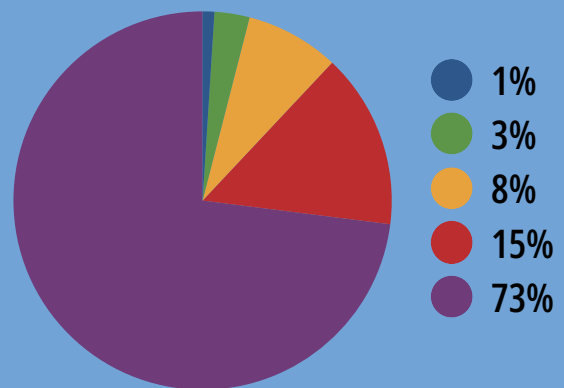
ISA-FUNDED EXPERIENCES BY REGION

	AFRICA	ASIA	EUROPE	LATIN AMERICA	MIDDLE EAST	NORTH AMERICA	TOTAL
ISA Awards	29	12	301	37	5	2	386



ISA-funded experiences by world region, as percentage of total ISA-funded experiences.

LEVEL OF NEED	NUMBER OF AWARDS	%
0-19%	4	1%
20-39%	12	3%
40-59%	30	8%
60-79%	59	15%
80-100%	281	73%
Total	386	100%



Number of students who used their ISA funding, by level of financial need. Also presented as percentage of total awarded ISA funds.

Yale Center for International and Professional Experience

Center for International and Professional Experience Core Staff

Samuel Cohen

Director of Information Technology, CIPE

Jeanine Dames

Director, Office of Career Strategy; Associate Dean of Yale College

Jane Edwards

Dean of International and Professional Experience; Senior Associate Dean of Yale College

Jeanne Follansbee

Dean, Yale Summer Session; Associate Dean of Yale College

Giselle Jaramillo Tsikaridis

Senior Administrative Assistant

Kelly McLaughlin

Deputy Director, CIPE; Director, Study Abroad; Assistant Dean for Assessment

Luz Miranda

Financial Coordinator, CIPE

Lynn Saiers

IT Project Administrator, CIPE

Rebekah Westphal

Director, Office of Fellowship Programs; Assistant Dean of Yale College

Fellowships and Funding

Julia Bakes

Richard U. Light Fellowship Program Assistant

Kripa Bhagat

Assistant Director, Richard U. Light Fellowship

Jill Carrera

Associate Director, Fellowships Programs

Ruth Clifford

Senior Administrative Assistant

Mya Fisher

Director, Richard U. Light Fellowship

Ivona Pankova

Senior Administrative Assistant

Emma-Jane Rose

Associate Director, Fellowship Programs

Yale Summer Session and Study Abroad

Allie Agati

Senior Associate Director for Study Abroad

Jim Brennan

Business Manager, Yale Summer Session

Richard Collins

Director of Online Education and Information Systems, Yale Summer Session

Susan Evans

Associate Director, Study Abroad

Catherine Jones

Registrar, Yale Summer Session

Jakub Koguciuk

Online Education Specialist, Yale Summer Session

Julia McLaughlin

Senior Administrative Assistant, Yale Summer Session

Meg Palladino

Director, Yale Summer Session

Lauren Perrino

Associate Director, Study Abroad, Visiting International Student Program

Victoria Rinkerman

Program Coordinator, Yale Summer Session

Sara Spear

Director of Academic Affairs, Yale Summer Session

Kathy Trputec

Associate Director, Yale Summer Session and Study Abroad

Katie Van Dermark

Yale Summer Session Programs Abroad Coordinator

Eli Westerman

Communications Manager, Yale Summer Session

Kelly Wilcox

Program Coordinator for Academic Affairs

Office of Career Strategy

Robyn Acampora

Director, Strategic Initiatives and Public Service Careers

Lisa Blees

Assistant Director, Programming and Internal Relations

Denise Byrnes

Associate Director, Employer Relations

Laurie Coppola

Senior Associate Director, Health Professions and STEMConnect

Stephanie DelVento

Senior Administrative Assistant

Lori Ferrara

Senior Administrative Assistant

Stephanie Glover

Senior Administrative Assistant

Jacob Gonzalez

Senior Associate Director of Graduate and Postdoctoral Career Services

David Halek

Director, Employer Relations

Elizabeth Keane

Recruiting Coordinator

Elayne Mazzarella

Director, Pre-Law and Alumni Advising

Kristin McJunkins

Director, Health Professions Advising and STEMConnect

Kelly McSergi

Assistant Director, Employer Relations

Meredith Mira

Senior Associate Director, Career Advising and STEMConnect

Hyun Ja Shin


Director, Graduate and Postdoctoral Career Services

Derek Webster

Senior Associate Director for Creative Careers

Jorimel Zaldivar

Senior Associate Director, Common Good Careers



The **Yale Center for International and Professional Experience** is a group of offices that work together, and with other academic advisers on campus, to support students throughout their four years at Yale as they make decisions about their academic plans and explore career options.

Yale Center for International and Professional Experience

55 Whitney Avenue, 3rd. Floor
New Haven, CT 06510

cipe.yale.edu

Office of Career Strategy

ocs.yale.edu

Study Abroad

studyabroad.yale.edu

Yale Visiting International Student Program

yvisp.yale.edu

Fellowships and Funding

funding.yale.edu

Yale Summer Session

summer.yale.edu

Yale *Center for International
and Professional Experience*